

Zirkonzahn®



VARIETY OF IMPLANT-SUPPORTED COMPONENTS

Everything from a single source for over 100 implant systems

**NEW! WITH UP TO
30 YEARS WARRANTY**

COMPONENTS FOR OVER 100 IMPLANT SYSTEMS WITH UP TO 30 YEARS WARRANTY

EVERYTHING FROM A SINGLE SOURCE

Through our dedicated research team and experienced manufacturing professionals, we have become one of the largest suppliers for prosthetic implant components. From the software for planning the position of the implant, to analogues for capturing already placed implants, titanium bases and Multi-Unit Abutments or blanks with industrially pre-milled implant connection, we produce everything on our own in South Tyrol. The components are available for more than 100 implant systems and are fully integrated in our Zirkonzahn Software. With the Zirkonzahn Library Download Center also 3shape and exocad® users can implement the vast libraries into their modelling software very easily.

WE ASSUME THE RESPONSIBILITY

We assume the responsibility for our products and grant therefore, in addition to the legally prescribed warranty obligation, voluntarily up to 30 years warranty on all Zirkonzahn implant abutments used and we explicitly include in our warranty also implants from other manufacturers used with Zirkonzahn implant abutments.

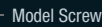
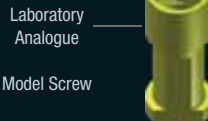

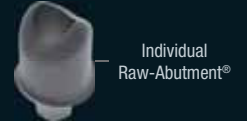
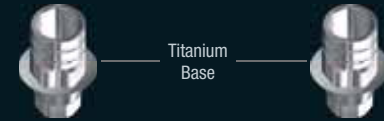
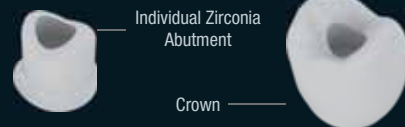


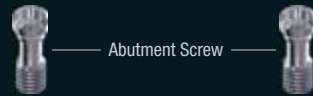
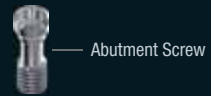
** The Zirkonzahn warranty regulation can be viewed at www.zirkonzahn.com*



CAPTURE

TITANIUM BASES

RAW-ABUTMENTS®




Scan for an overview of over
100 compatible implant systems



LOC- CONNECTOR

MULTI UNIT ABUTMENTS

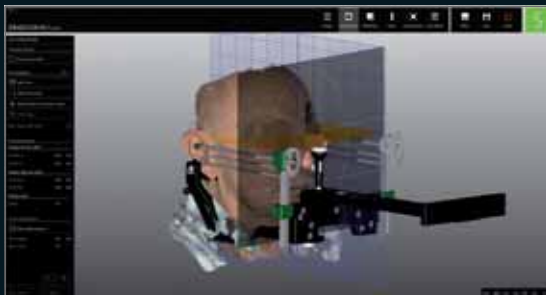




ZIRKONZAHN.IMPLANT-PLANNER

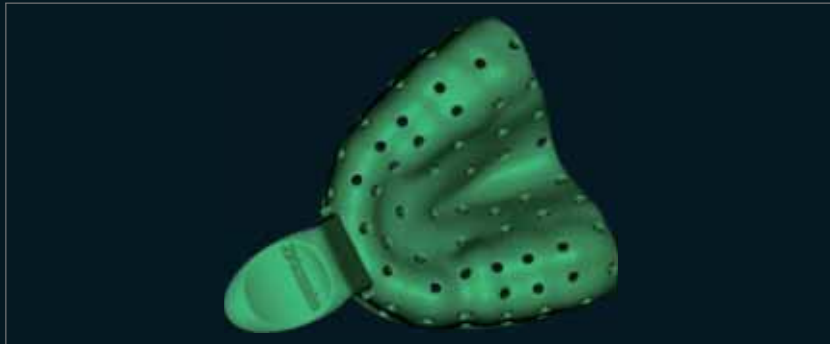
3D implant planning software on the basis of matched patient data (DICOM data, intraoral scans, model scans and 3D facial scans, etc.)

- Import and export of scan data as well as open data formats (STL, OBJ, OFF, etc.)
- Implant libraries with implant-prosthetic components for all common implant systems as well as drilling sleeve library
- Module for converting DICOM data into STL data and module for impression trays
- Version for dentists with all function-relevant tools for implant planning
- Version for the lab: implant planning, surgical guides, CAD-interface



SERVICE ADVICE IN COMBINATION WITH THE ZIRKONZAHN.IMPLANT-PLANNER!

HAND OVER TO THE DENTIST THE COMPLETE PACKAGE INCLUDING IMPRESSION TRAY, SURGICAL GUIDE, MODEL AND IMMEDIATE RESTORATION



All information is subject to change. Errors and omissions excepted. Version: 18/04/2019

